


Storage units with coplanar doors, large drawers or manually opened or servo drive equipped drawers



#### WITH THREE SERVO DRIVE EQUIPPED DRAWERS

The storage unit is equipped with a high quality and technologically innovative electric mechanism designed to open even large and heavy drawers by a light pressure on them.

The drawer gets open by pushing the drawer front gently wherever and can be stopped in any position. It is highly safe for the end user, and in the event of a blackout, the drawer can be opened or closed with no difficulty.

Of great functionality, extremely noiseless, the system, installed on the back, is composed of a power unit and a 24 V transformer.

The unit comes with a drill on the bottom for cable access.

#### FINISHES

**Natural anodized aluminium or gloss lacquered in black, white, red, light grey or matt white lacquered.**

The storage units and the drawer fronts are made of 2 cm thick medium-density wood fibreboards covered both sides with an aluminium sheet, either anodized or lacquered.

The sides of the drawers are made of aluminium-lacquered steel with the anodized or the gloss lacquered version, or of white lacquered steel with the version in matt white lacquer. The drawer bottom and back are made of melamine-coated chipboard boards in grey, or white with the matt white lacquered version.

With fully-extractable Blum guides as a standard option.

#### SIZES

The body of the storage units is 1.6 cm thick.

Two lengths available: 160 and 225 cm, always with a depth of 51 cm and height of 68 cm. The aluminium version is mounted on a chromium-plated or aluminium-lacquered stand, the lacquered version on a chromium-plated one. Height 19 cm.

| UNIT size     | ACTUAL SIZES in mm |            |            |
|---------------|--------------------|------------|------------|
|               | length             | height     | depth      |
| <b>160 cm</b> | <b>1585</b>        | <b>680</b> | <b>510</b> |
| <b>225 cm</b> | <b>2250</b>        | <b>680</b> | <b>510</b> |



**WITH MANUALLY OPENED DRAWERS AND LARGE DRAWERS**

**FINISHES**

**Natural anodized aluminium or gloss lacquered in black, white, red or light grey.**

The storage units and the drawer fronts are made of medium-density wood fibreboards covered both sides with an aluminium sheet, either anodized or gloss lacquered.

The sides of the drawers are made of aluminium-lacquered steel, the bottom and the back of chipboard melamine-coated grey panels.

**They are equipped with fully-extractable Blum guides and with the closing shock absorber “Motion” as a standard option.**

The large drawer always comes with a drawer inside, height 9 cm.

**SIZES**

The body of the storage units is 1.6 cm thick.

Two lengths available: 160 and 225 cm, always with a depth of 51 cm and height of 68 cm. The aluminium version is mounted on a chromium-plated or aluminium-lacquered stand, the lacquered version on a chromium-plated one. Height 19 cm.

| UNIT size     | ACTUAL SIZES in mm |            |            |
|---------------|--------------------|------------|------------|
|               | length             | height     | depth      |
| <b>160 cm</b> | <b>1585</b>        | <b>680</b> | <b>510</b> |
| <b>225 cm</b> | <b>2250</b>        | <b>680</b> | <b>510</b> |

**WITH DRAWERS AND COPLANAR DOORS**

**FINISHES**

**Natural anodized aluminium or gloss lacquered in black, white, red or light grey.**

The storage units, the coplanar doors and the drawer fronts are made of medium-density wood fibreboards covered both sides with an aluminium sheet, either anodized or gloss lacquered.

The drawers, provided with a synchronizer, have sides made of aluminium-lacquered steel, the bottom and the back of chipboard melamine-coated grey panels.

**They are equipped with fully-extractable Blum guides and with the closing shock absorber “Motion” as a standard option.**

An intermediate shelf is standard in one-door and two-door containers.





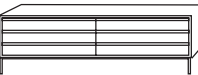
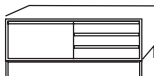
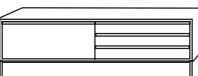
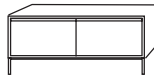
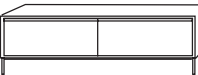
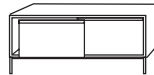
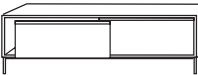
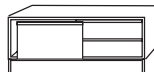
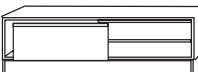
**SIZES**

The body of the storage units is 1.6 cm thick.

Two lengths available: 160 and 225 cm, always with a depth of 51 cm and height of 68 cm. The aluminium version is mounted on a chromium-plated or aluminium-lacquered stand, the lacquered version on a chromium-plated one. Height 19 cm.

| UNIT size     | ACTUAL SIZES in mm |            |            |
|---------------|--------------------|------------|------------|
|               | length             | height     | depth      |
| <b>160 cm</b> | <b>1585</b>        | <b>680</b> | <b>510</b> |
| <b>225 cm</b> | <b>2250</b>        | <b>680</b> | <b>510</b> |

# SIDEBOARD

| element   | sizes             | finish               | code   | code  |
|---|-------------------|----------------------|--|---|
| <b>WITH 3 SERVO DRIVE * EQUIPPED DRAWERS</b>  |                   |                      |  |   |
|   |                   |                      | <b>length 160 cm</b>   | <b>length 225 cm</b>  |
|   | h 68 cm - D 51 cm | aluminium            | 0305-004-13  | 0305-156-13   |
|   |                   | gloss lacquered      | 0305-004-14  | 0305-156-14   |
|   |                   | matt white lacquered | 0305-004-15  | 0305-156-15   |
|   |                   |                      |    |    |
| <b>note</b>   |                   |                      |  |   |
| * The system consists of an electric motor (24 V, 2 A - CE compliance), a universal 100W transformer (CE compliance). Voltage: 220 V (Europe) and 110 V (USA). While ordering, please specify always which voltage is required. |                   |                      |  |   |
| <b>WITH MANUAL DRAWERS AND LARGE DRAWERS</b>  |                   |                      |  |   |
| <b>with 3 drawers</b>   | h 68 cm - D 51 cm | aluminium            | 0305-004-01  |   |
|   |                   | gloss lacquered      | 0305-004-02  |   |
|   |                   |                      |    |   |
| <b>with 6 drawers</b>   | h 68 cm - D 51 cm | aluminium            | 0305-004-03  | 0305-156-03   |
|   |                   | gloss lacquered      | 0305-004-04  | 0305-156-04   |
|   |                   |                      |  |  |
| <b>with drawers and large drawer ♦</b>  | h 68 cm - D 51 cm | aluminium            | 0305-004-05  | 0305-156-05   |
|   |                   | gloss lacquered      | 0305-004-06  | 0305-156-06   |
|   |                   |                      |  |  |
| <b>with 2 large drawers</b>   | h 68 cm - D 51 cm | aluminium            | 0305-004-07  | 0305-156-07   |
|   |                   | gloss lacquered      | 0305-004-08  | 0305-156-08   |
|   |                   |                      |  |  |
| <b>WITH COPLANAR DOORS AND DRAWERS</b>  |                   |                      |  |   |
| <b>with 2 doors</b>   | h 68 cm - D 51 cm | aluminium            | 0305-004-09  | 0305-156-09   |
|   |                   | gloss lacquered      | 0305-004-10  | 0305-156-10   |
|   |                   |                      |  |  |
| <b>with 1 door and 2 drawers ▲</b>  | h 68 cm - D 51 cm | aluminium            | 0305-004-11  | 0305-156-11   |
|   |                   | gloss lacquered      | 0305-004-12  | 0305-156-12   |
|   |                   |                      |  |  |

**note**

When ordering, please specify finish for the frame and the stand. ▲ Specify always if the door, facing the product, is left or right  
 ♦ Specify always if the large drawer, facing the product, is left or right