


activation

sedus


Storage unit programme

A close-up photograph of a storage unit's front panel. The panel features horizontal slats in a light blue-grey color. A small, circular metallic lock or indicator is visible on the lower left side of the panel. The background is a dark, solid color, possibly the interior of the unit or a shadowed area.



Working wonders with space.





You can never tell exactly when the time will come for a company to expand. No point, either. At least when it comes to storage space. Because with activation you have a system that tunes itself seamlessly to your company's evolution. In other words: More files, more storage space.

And ideas grow in line with your needs.





Storage all-rounders.



Combination
Height: 2248 mm (6 OH)
Width: 3000 mm



Combination
Height: 1873 mm (3 OH + 2 OH)
Width: 2800 mm



Combination
Height: 1498 mm (2 OH + 2 OH)
Width: 3000 mm



Storage space for decision-making.



Fruitful decision-making requires a sophisticated organisation system with pull-out filing frames to ensure that all the help you need is immediately at hand. After you!



Round knob, optionally with integrated locking system (changeable cylinder and reversible key)



Hinge opens to an angle of 120°



Wide angle hinge opens to an angle of 210° with optimal functionality



Steel shelf on metal supports providing maximum stability



Modifiable steel shelf with book supports and dividers



Steel shelf with pull-out filing shelf



Steel shelf with pull-out wardrobe rail



Modifiable steel drawer and pull-out telescopic filing frame



Pigeon holes with pull-out trays



Steel plinth with integrated glide; optionally without plinth cover

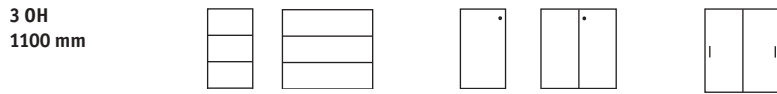
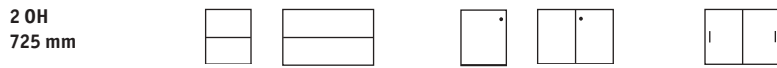


Filing units with D-handles, integrated locking system and anti-tilt mechanism

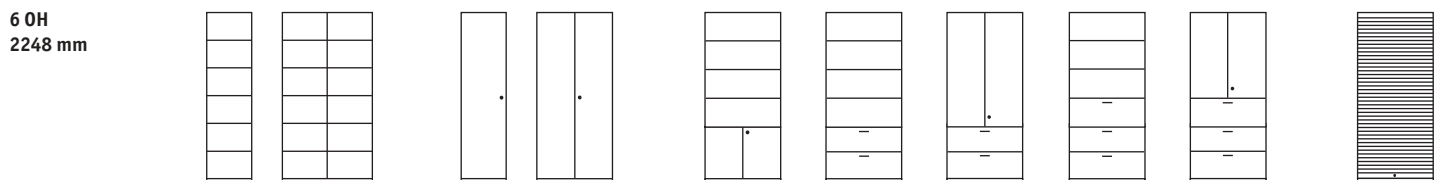
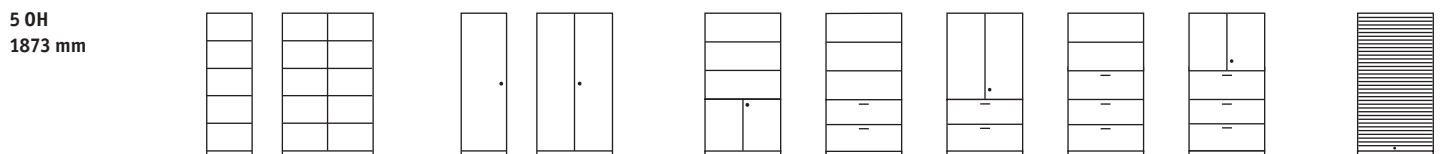
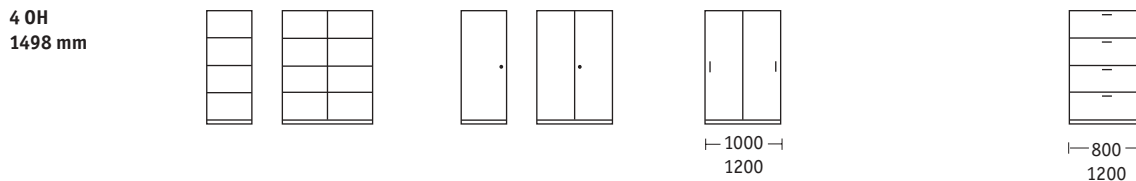
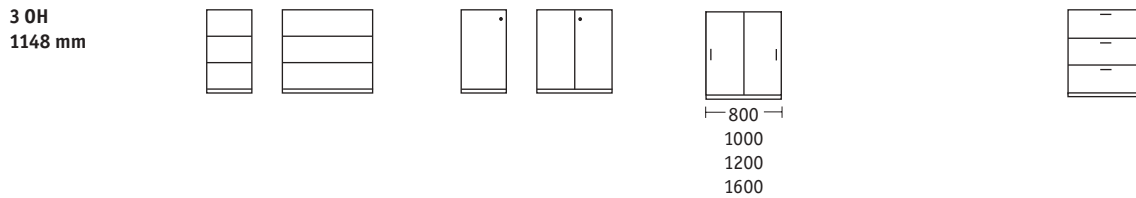
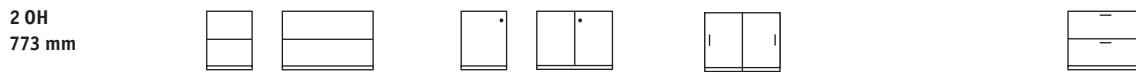


Tambour door units with hand grip and lock

Without plinth: Shelf units, wing door units, sliding door units, tambour door units



With plinth: Shelf units, wing door units, sliding door units, combination units, filing units, tambour door units



Widths:

400	1000	400	800	800	800	800	800	800	800
500	1200	600	1000	1000	1000	1000	1000	1000	1000
600			1200						
800									
1000									
1200									

So high, so wide, so deep, so broad, so good.



OH = binder height



Credenzas, height 720 mm




800
1000
1200
1600

800
1000
1200
1600


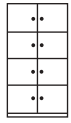


800
1000
1200
1400
1600


Locker units



1000
1200



800
1000
1200



800

Melamine



203 Maple



103 Beech




05 Wild cherry



205 Oak



26 black ash



A14 pure white



02 arctic white



232 white aluminium

Multiplex-optic edge for tops



11 Beech




13 grey

Tambour doors



02 arctic white



231 dull white aluminium



16 anthracite

Plinth



232 white aluminium



09 anthracite metallic

D-handles



Model 3
Matt nickel



Model 10
White Aluminium



Model 11
Matt chrome

